

ZV LUMA SERIES

Constructed using an industrial grade aluminum extrusion built to withstand the test of time, the ZE is an ideal solution with a one-point-two-inch pitch light engine that provides general illumination and pathway lighting from a robust and reliable fixture.

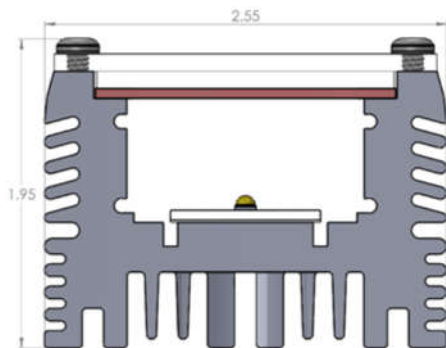
Available in either a standard or high output one-point-two inch pitch light engine configuration, the **ZV** delivers up to 924 lumens. Housed in a ruggedized extruded aluminum envelope and protected by a UV resistant polycarbonate lens, the **ZV** will perform in the most extreme weather conditions. When combining onboard 0 – 10 V_{DC} dimming, thermal monitoring and current control to deliver ideal light levels while protecting against overheating and the ability to be mounted in either a fixed or articulating position, the **ZV** becomes a reliable and versatile solution for architects, specifiers and lighting designers to use with confidence.

Offered in twelve inch increments up to four feet in length and daisy chain capable, the **ZV** is an ideal solution for general illumination and pathway lighting requirements.

Features

- Made in America quality and craftsmanship
- UV stabilized polycarbonate lens
- Five standard CCTs plus options for colored customization
- Daisy chain configurable wiring to a single driver
- Thermal monitoring and current control combine to maintain light levels while guarding against overheating


Mechanical Profile & Compliance



- All dimensions in INCHES



LOW VOLTAGE LINEAR LUMINAIRE



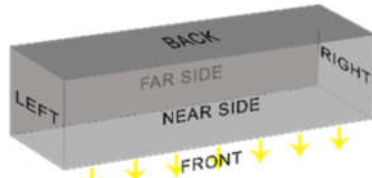
Specifications						
CCT		2700K	3000K	3500K	4000K	5000K
LED Pitch		1.2"				
Lumen Output						
	SO	560	560	568	662	756
	HO	700	703	704	792	924
CRI		80+ & 90+				
Beam Angle		115°				
Lens		Clear				
Dimmable		Yes				
On Board Dimming		Yes				
Construction		Aluminum & Plastic				
Housing		Clear Anodized Aluminum				
Fixture Length _{Min}		12"				
Fixture Length _{Max}		48"				
Ordering Increments		12"				
Daisy-Chain Capable		Yes				
Power Consumption _w		SO 12W		HO 17W		
Efficacy _{LM/W}						
	SO	47	47	47	55	63
	HO	41	41	41	47	54
Power Supply		Class II				
Operating Voltage _{dc}		24V				
Fixture Connectors		Outdoor PlugnGo, Flying Leads				
Fixture Mounting		Low Profile Bracket, Extended Profile Bracket				
Environmental Rating		Wet				
Certifications		UL				
Warranty _{Limited}		5 years				
Product Dimensions _{wxh}		2.50 x 1.94 in				
Operating Temp Range		-40 to 140 °F				
Storage Temp Range		-40 to 180 °F				
Weight		3.2 lb / ft				

Specifications subject to change without prior notification

Ordering Information

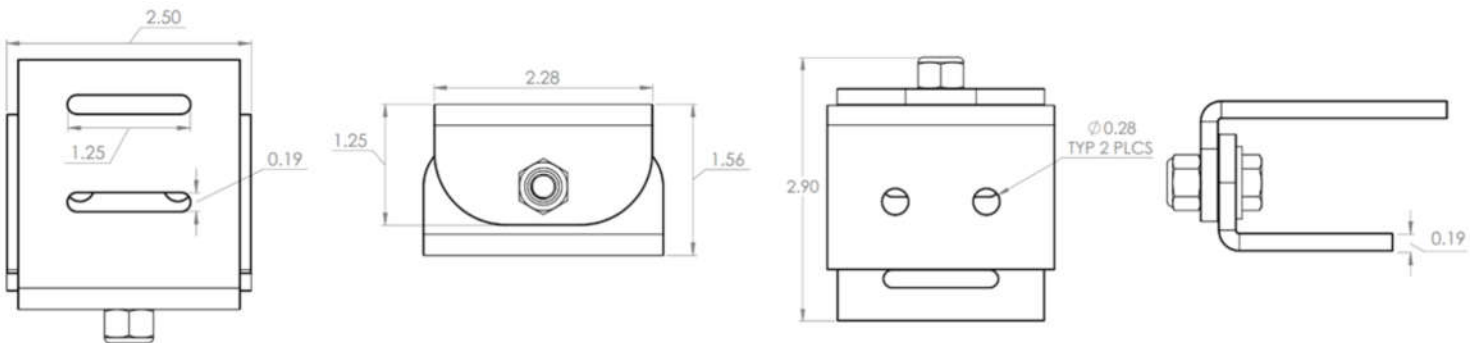
Example: ZV-18H-850-115C-LB-ORB-LP

Product	Length ¹	Output	CRI ²	Color	Beam Angle	Lens	Ingress Cable Orientation	iPosition	Termination ³	Ingress Opposite Orientation ⁴	Egress Cable Position	Mount
ZV	##	SO HO	80+ 90+	27 30 35 40 50 RED GRN BLU YLW	115	Clear	Left Right	End Back Nearside Farside	OPG Fly	Right Left	X - None End Back Nearside Farside	LP - Low Profile Bracket EP - Extended Profile Bracket

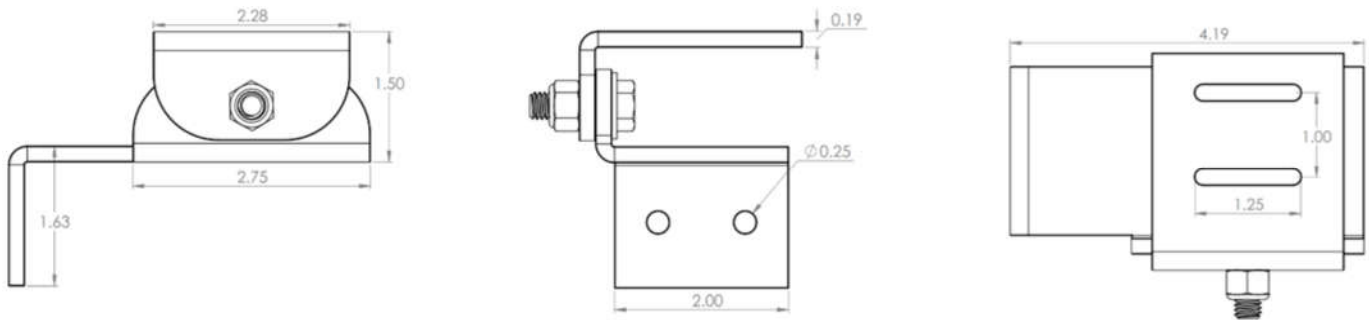


¹ Fixture length in inches, ² CRI does not apply to Colors; leave blank ³ Outdoor PlugnGo or Flying leads ⁴ Will always be the opposite letter of the Ingress Cable Orientation (R or L)

Mounting Clips



Low Profile Bracket



Extended Profile Bracket

- All dimensions in INCHES

Dimming

The Luma Series of products are designed with a built-in dimming circuit that requires a 0 - 10 V_{DC} sinking dimming controller to properly function. Either a third party sinking dimmer controller can be used or one of two available options in the LEDynamics LVD Series of products.

