











Energy Efficient, High Quality,
LED Lighting Products

MOUNTING and WIRING

Standard Options

MOUNTING OPTIONS

	SERIES	P/N	DESCRIPTION	DWG REF*
SERIES LIA / RIA		005-1037	Stainless Steel Spring Clip. Allows LIA / RIA fixture mounting aimed up/down, 45° and 90° side emitting. Use every 16"-24".	005-LIA/RIA
		005-1160	Stainless Steel Spring Clip Articulating Bracket Assembly. Use every 24".	005-1160
		005-1054	Stainless Steel Channel Clip. For mounting LIA fixtures in channels or slots measuring .75"W x 1.0"D. Use every 16".	005-LIA/RIA
		005-1078	Stainless Steel Channel Clip. For mounting RIA fixtures in channels or slots measuring .75"W x 1.0"D. Use every 16".	005-LIA/RIA
		005-1132-B	Stainless Steel Deep Channel Clip. For mounting LIA / RIA fixtures in channels or slots measuring .75"W x 1.38"D. Use every 16".	005-LIA/RIA
SERIES CLA		005-1117	Stainless Steel Fixed Mount Clip for both shallow "U" and deep "U" CLA fixtures. Use (2) for < 4' lengths, (3) for 5'-7' lengths and (4) for >7' lengths.	005-1117
		005-1130	Articulating Stainless Steel Clip for both shallow "U" and deep "U" CLA fixtures.	005-1130
SERIES CPT		005-1140	Heavy gauge powder coated aluminum mounting brackets for CPT fixtures. LOW PROFILE Version. (2) required per fixture.	005-1140
		005-1145	Heavy gauge powder coated aluminum mounting brackets for CPT fixtures. EXTENDED PROFILE Version. (2) required per fixture.	005-1145

*See drawings as referenced for dimensional and other details on clips and brackets.











CONSULT FACTORY FOR CUSTOM MOUNTING OPTIONS



HIGHLY INNOVATIVE • TECHNOLOGY BASED • QUALITY LIGHTING PRODUCTS

525 Fan Hill Road • Monroe • Connecticut 06468
Phone (800) EXIT-LED • FAX (203)268-7855
www.prolumeLED.com
email: info@prolumeled.com

WIRING OPTIONS

VIEW	ORDER SUFFIX*	DESCRIPTION
	(X)-20	20 gauge bonded 2-wire stranded TEW for home run termination of fixtures in indoor and selected outdoor applications. Specify length (X) in feet.
	(X)-20D	20 gauge bonded 3-wire stranded TEW for home run termination of Series RIA150 and CLA fixtures in indoor and selected outdoor dimming applications. Specify length (X) in feet.
	(X)T	20 gauge 2-wire tray cable for home run termination of fixtures in indoor and outdoor applications. Specify length (X) in feet.
	(X)TD	20 gauge 3-wire tray cable for home run termination of Series RIA150 and CLA fixtures in indoor and outdoor dimming applications. Specify length (X) in feet.
	PG	Plug-Go connectors for daisy chaining of fixtures in indoor applications. Leads are 6" in length unless otherwise specified.
	PGD	Plug-Go connectors for daisy chaining of Series RIA150 and CLA fixtures in indoor dimming applications. Leads are 6" in length unless otherwise specified.
	OPG	Plug-Go connectors for daisy chaining of fixtures in exposed outdoor applications. Leads are 6" in length unless otherwise specified.
	OPGD	Plug-Go connectors for daisy chaining of Series RIA150 and CLA fixtures in exposed outdoor dimming applications. Leads are 6" in length unless otherwise specified.
	TPG	Plug-Go connectors for daisy chaining of fixtures in indirect outdoor applications. Leads are 6" in length unless otherwise specified.
	TPGD	Plug-Go connectors for daisy chaining of Series RIA150 and CLA fixtures in indirect outdoor dimming applications. Leads are 6" in length unless otherwise specified.

*Specify fixture termination leads by adding Order Suffix to model number from table above.

All termination wiring exits fixture ends. Consult Factory for other wiring options.

(Form Mounting/Wiring061014.Rev1)



HIGHLY INNOVATIVE • TECHNOLOGY BASED • QUALITY LIGHTING PRODUCTS

525 Fan Hill Road • Monroe • Connecticut 06468

Phone (800) EXIT-LED • FAX (203)268-7855

www.prolumeLED.com

email: info@prolumeled.com